

These valves are used for control of cold water line. The compact design allows installation in narrow space. The same valve can be used either single or double acting applications. To change the valve from single to double acting only the spring (item 13) and plug (item 20) have to be removed.

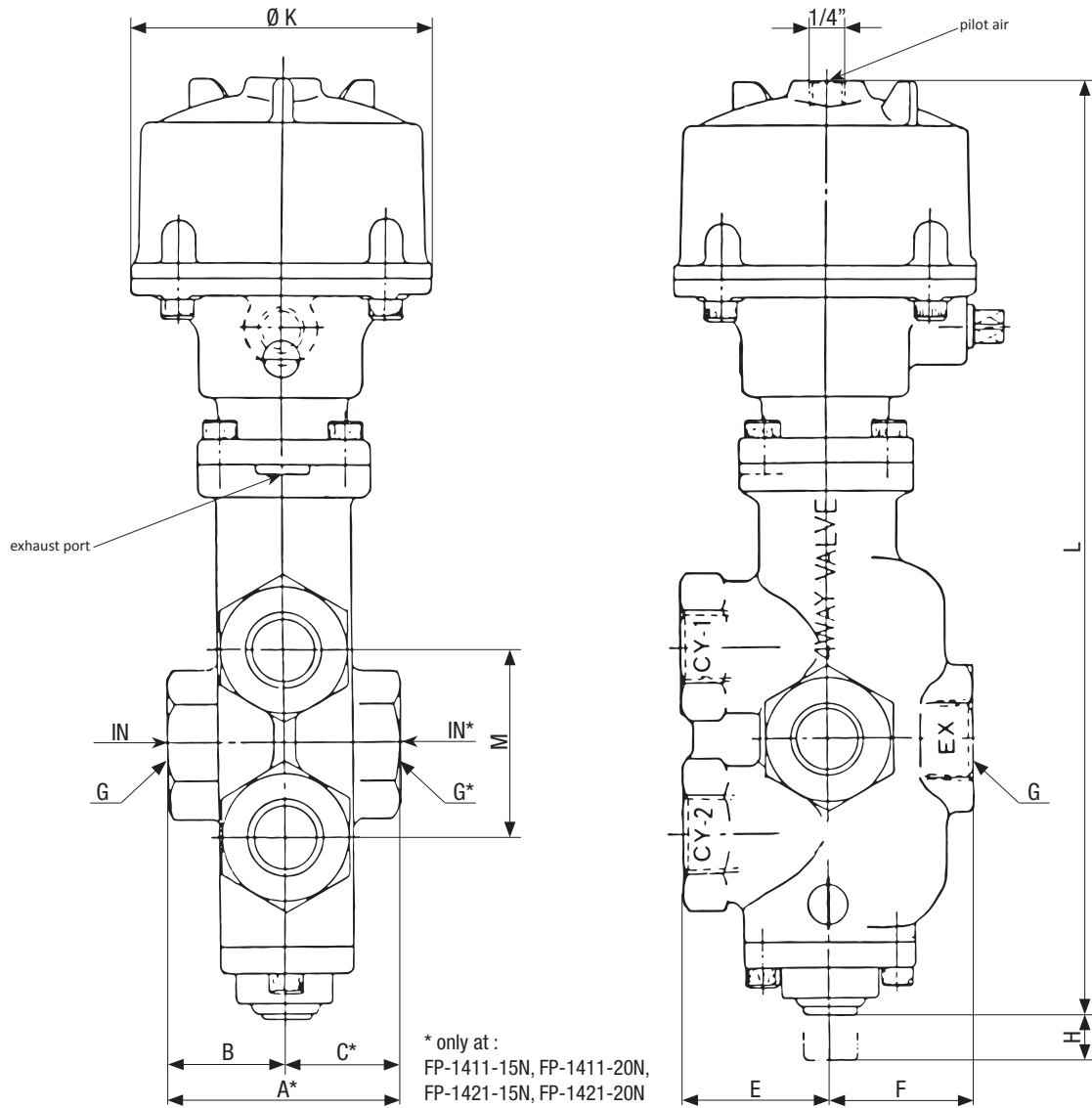
| | |
|----------------------|----------------------------------|
| Operating pressure | max. 430 psi |
| Pilot pressure | 36 - 51 psi |
| Temperature | max. + 149°F |
| Body material | Bronze |
| Material of Cylinder | Cast Iron, inside cromium plated |
| Medium | Cold water, air, neutral gas |

Overview

| Order code | | Thread | Weight (lbs) |
|--------------------|--------------------|-----------------|--------------|
| Single acting | Double acting | | |
| FP-1411-08B | FP-1421-08B | 1/4" BSPT | 5.3 |
| FP-1411-08N | FP-1421-08N | 1/4" NPT | 5.3 |
| FP-1411-10B | FP-1421-10B | 3/8" BSPT | 5.3 |
| FP-1411-10N | FP-1421-10N | 3/8" NPT | 5.3 |
| FP-1411-15B | FP-1421-15B | 1/2" BSPT | 10.80 |
| FP-1411-15N | FP-1421-15N | 1/2" NPT | 10.80 |
| FP-1411-20B | FP-1421-20B | 3/4" BSPT | 10.80 |
| FP-1411-20N | FP-1421-20N | 3/4" NPT | 10.80 |



Dimensions (mm)

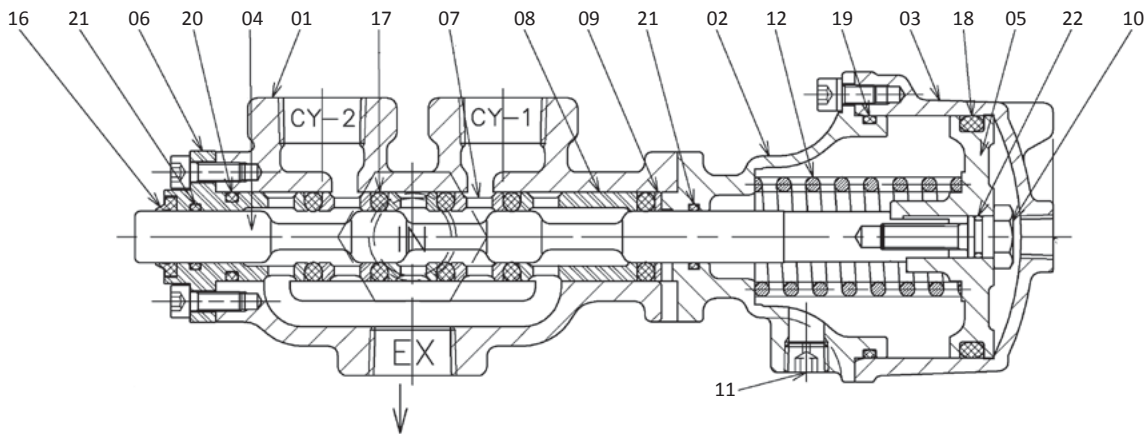
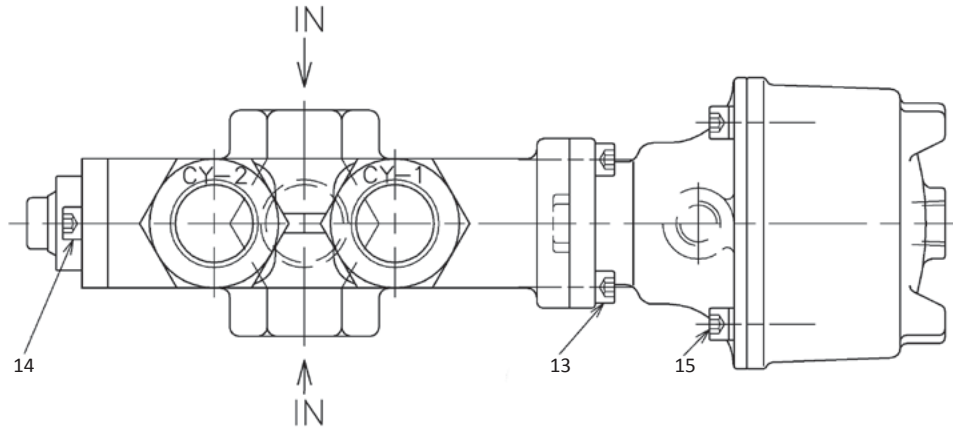


FP valve, tapped, 4/2-way

| Model No. | DN | G* | A | B | C | E | F | L | Ø K | M | H (stroke) |
|-------------|----|------|----|----|----|----|----|-----|-----|----|------------|
| FP-1411-08N | 8 | 1/4" | - | 30 | - | 30 | 33 | 202 | 82 | 41 | 16.5 |
| FP-1411-10N | 10 | 3/8" | - | 30 | - | 30 | 33 | 202 | 82 | 41 | 16.5 |
| FP-1411-15N | 15 | 1/2" | 70 | 35 | 35 | 43 | 43 | 282 | 90 | 56 | 20 |
| FP-1411-20N | 20 | 3/4" | 70 | 35 | 35 | 43 | 43 | 282 | 90 | 56 | 20 |
| FP-1421-08N | 8 | 1/4" | - | 30 | - | 30 | 33 | 202 | 82 | 41 | 16.5 |
| FP-1421-10N | 10 | 3/8" | - | 30 | - | 30 | 33 | 202 | 82 | 41 | 16.5 |
| FP-1421-15N | 15 | 1/2" | 70 | 35 | 35 | 43 | 43 | 282 | 90 | 56 | 20 |
| FP-1421-20N | 20 | 3/4" | 70 | 35 | 35 | 43 | 43 | 282 | 90 | 56 | 20 |

*Thread type NPT. Valves with BSPT (Rc) according to ISO 7-1 DIN EN 10226/1 or PT thread are available on request. (The dimensions are identical to the standard NPT version.) Refer to order code on page 21 .

Spare parts



2

| No. | Name | Valve | FP-1411-08* | FP-1421-08* | FP-1411-10* | FP-1421-10* | FP-1411-15* | FP-1421-15* | FP-1411-20* | FP-1421-20* |
|------------------|----------------------|-------|----------------|----------------|----------------|----------------|-----------------|-----------------|-----------------|-----------------|
| 1 | Body | | F-41108-01* | F-41108-01* | F-41110-01* | F-41110-01* | F-41115-01* | F-41115-01* | F-41120-01* | F-41120-01* |
| 2 | Yoke | | F-41108-02* | F-41108-02* | F-41108-02* | F-41108-02* | F-41115-02* | F-41115-02* | F-41115-02* | F-41115-02* |
| 3 | Cylinder | | F-41108-03 | F-41108-03 | F-41108-03 | F-41108-03 | F-41115-03 | F-41115-03 | F-41115-03 | F-41115-03 |
| 4 | Stem | | F-41108-04 | F-41108-04 | F-41108-04 | F-41108-04 | F-41115-04 | F-41115-04 | F-41115-04 | F-41115-04 |
| 5 | Piston | | F-41108-05 | F-41108-05 | F-41108-05 | F-41108-05 | F-41115-05 | F-41115-05 | F-41115-05 | F-41115-05 |
| 6 | Valve cover | | F-41108-06 | F-41108-06 | F-41108-06 | F-41108-06 | F-41115-06 | F-41115-06 | F-41115-06 | F-41115-06 |
| 7 | Bushing ring | | F-41108-07 (5) | F-41108-07 (5) | F-41108-07 (5) | F-41108-07 (5) | F-41115-07 (3) | F-41115-07 (3x) | F-41115-07 (3) | F-41115-07 (3) |
| 8 | Long bushing ring | | - | - | - | - | F-41115-08 | F-41115-08 | F-41115-08 | F-41115-08 |
| 9 | Guide washer | | F-41108-08 | F-41108-08 | F-41108-08 | F-41108-08 | F-41115-09 | F-41115-09 | F-41115-09 | F-41115-09 |
| 10 | Tension bolt | | F-41108-09 | F-41108-09 | F-41108-09 | F-41108-09 | F-41115-10 | F-41115-10 | F-41115-10 | F-41115-10 |
| 11 | Plug | | F-41108-20X | - | F-41108-20X | - | F-41108-20X | - | F-41108-20X | - |
| 12 | Piston Spring | | F-41108-13 | - | F-41108-13 | - | F-41115-12 | - | F-41115-12 | - |
| 13 | Socket cap screw (4) | | F-41108-10 | F-41108-10 | F-41108-10 | F-41108-10 | F-41108-10 | F-41108-10 | F-41108-10 | F-41108-10 |
| 14 | Socket cap screw (2) | | F-41108-10 | F-41108-10 | F-41108-10 | F-41108-10 | F-41108-10 | F-41108-10 | F-41108-10 | F-41108-10 |
| 15 | Socket cap screw (4) | | F-41108-10 | F-41108-10 | F-41108-10 | F-41108-10 | F-41108-10 | F-41108-10 | F-41108-10 | F-41108-10 |
| 16 ¹⁾ | Dust seal | | F-41108-14 | F-41108-14 | F-41108-14 | F-41108-14 | F-41115-16 | F-41115-16 | F-41115-16 | F-41115-16 |
| 17 ¹⁾ | O-ring | | F-41108-15 (6) | F-41108-15 (6) | F-41108-15 (6) | F-41108-15 (6) | F-41115-17 (5) | F-41115-17 (5) | F-41115-17 (5) | F-41115-17 (5) |
| 18 ¹⁾ | O-ring | | F-41108-19 | F-41108-19 | F-41108-19 | F-41108-19 | F-41115-18 | F-41115-18 | F-41115-18 | F-41115-18 |
| 19 ¹⁾ | O-ring | | F-41108-18 | F-41108-18 | F-41108-18 | F-41108-18 | F-41115-19 | F-41115-19 | F-41115-19 | F-41115-19 |
| 20 ¹⁾ | O-ring | | - | - | - | - | F-41115-20 | F-41115-20 | F-41115-20 | F-41115-20 |
| 21 ¹⁾ | O-ring | | F-41108-16 | F-41108-16 | F-41108-16 | F-41108-16 | F-41115-21 (2x) | F-41115-21 (2x) | F-41115-21 (2x) | F-41115-21 (2x) |
| 22 ¹⁾ | O-ring | | F-41108-17 | F-41108-17 | F-41108-17 | F-41108-17 | F-41115-22 | F-41115-22 | F-41115-22 | F-41115-22 |

* please complete: N = NPT thread, B = BSPT thread / ¹⁾ Contained in repair kit RK-41108 (DN 08 and DN 10) or RK-41115 (DN 15 and DN 20).

Order Code

FP-1 4 * * - * *

Series

Version

- 1 Single acting
- 2 Double acting

Connection

- 1 Thread

Type of thread

- N NPT thread
- B* BSPT thread
- P* PT thread

Nominal size / thread

| | | |
|----|-------|------|
| 08 | 8 mm | 1/4" |
| 10 | 10 mm | 3/8" |
| 15 | 15 mm | 1/2" |
| 20 | 20 mm | 3/4" |

* Available on Request. Not a stock item.